


C-PC


C-PC



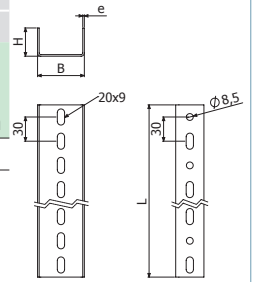
TFPC

	B		H		L		e	GS		i304		i316	
	mm	inch	mm	inch	mm	inch		mm	kg/ud	REF.	kg/ud	REF.	kg/ud
C-PC 300	58	2 2/7"	35	1 3/8"	300	12"	2	2/3485	0,57 kg/ud				
C-PC 600	58	2 2/7"	35	1 3/8"	600	24"	2	3/4504	1,13 kg/ud				
C-PC 3000	58	2 2/7"	35	1 3/8"	3000	10ft	2	2/7269	1,87 kg/m	2/5701	1,87 kg/m	2/18389	1,87 kg/m
TFPC PVC	(2/14809)												

C-PC + KPC/KAPC --> 2 x CT2 (2/6793 - GS / 2/14307 - i304)

C-PC + KLPC/KLPC2 --> 2 x B2 (2/6792-GC / 2/5392-i304 / 2/18443-i316)

C-SR

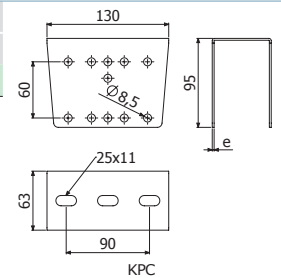


C-PC

KPC


	e	GS		i304		i316	
		mm	kg/ud	REF.	kg/ud	REF.	kg/ud
KPC	2	2/7270	0,45	2/18390	0,45	2/18391	0,45

C-PC ---> KLPC: 2/100 x B2 (2/4926 EZ / 2/6792-GC / 2/5392-i304 / 2/18443-i316)

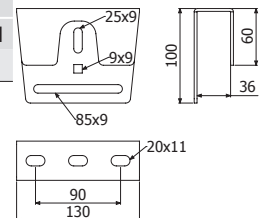



KPC

KLPC


	e	GS		GC		i304		i316	
		mm	kg/ud	REF.	kg/ud	REF.	kg/ud	REF.	kg/ud
KLPC	3	2/6786	0,55	2/6787	0,56	2/1121	0,55	2/18392	0,55

C-PC ---> KLPC: 2/100 x B2 (2/6792-GC / 2/5392-i304 / 2/18443-i316)

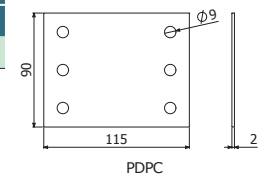

PDPC


	GS	
	REF.	kg/ud
PDPC	2/7281	0,16

C-PC ---> C-PC: CT2

C-PC ---> KLPC : 2/100 x B2 (2/4926 EZ)

C-SR



PDPC